

Patchers at the Lakeshore News

www.palsquiltguild.org

August 2024

PALS Quilt Guild Meeting
August 5, 2024
6 pm Picnic at Elks Park

2024 PALS Executive Board

Chairpersons**

Barb Reynolds

Co-Chairpersons**

Lynneta Poff

Secretary**

Jean Anthony

Treasurer**

Susan Baker

Asst. Treasurer

Paule DeLong

Media**

Deb Taylor

Resources**

Kathy Preston

Committees

Marketing

Peggy Perez & Betty Brode

Membership

LuAnne Sloop

Historian

Cheryl Nicholson

Donation Quilts

Suzette Mattson

Library

Karen Benham

Lighthouse Liaison

Lisa Schooley

Hospitality

Lisa Schooley

Next Board Meeting

August 26, 6:00pm

Next Newsletter Deadline

August 10, 2024

quilterscafe278@yahoo.com

From Your Chair – Barb Reynolds

As usual, the Summer is moving by swiftly. We had a wonderful program in July. Quilts of Valor is such a worthwhile program, and it was wonderful to see some of the Quilts that have been awarded in the area. Congratulations to Lynetta Poff for her service award from Quilts of Valor. It is quite an honor.

In the process of recovering from my fall and surgery I am learning a new skill of patience. Who knew that threading a needle took so many muscles? Slowly trying to get to some machine sewing, but physical therapy and life keep me busy.

Would love to see a crowd at our annual picnic. It is at the Elks Campground and Park. The signs will be out at the entrance off Lake Harbor Road. Bring yourself, a drink, and dish to pass. The scenic view is wonderful, and I love the huge flag. Bring 6- 2 ½ by WO patriotic fabric for a game, or just come for social time.

Hope everyone had a safe holiday. Mine was quiet, but meaningful, in my appreciation of our freedoms we have in the USA.

Meeting Cancellation Information

In case of inclement weather, notifications will be sent to WZZM-TV and WOOD-TV stations. If possible, an email blast will be sent to members.

PALS Tentative 2024 Calendar of Events

Resources

Kathy Preston

Monthly activities

August 5th – 6 pm Picnic at Elks Park. Come as early as 3 pm to socialize and sew. Bring a dish to pass and your own beverage. Plates, utensils & napkins are provided. Electrical outlets are available for crock pots. Bring serving utensils with your dish to share. Please plan to play Left Right Center. Bring six* patriotic jelly roll strips 2.5 x wof, packaged separately in baggies. * If you want to play more games bring six more strips.

Directions to Elks Park @5447 Lake Harbor Rd: From Muskegon take Henry Street South to Porter Rd (corner by Pic 'n Pack), turn right, continue to Lake Harbor Rd, turn Left, Elks Park will be on your right. Continue back on the road past all the campers to reach the picnic pavilion. From US 31: Take Exit 107 Pontaluna Rd, turn West onto Pontaluna Rd. Pontaluna Rd will turn into Lake Harbor, Elks Park will be on your Left.

August 17 – PALS is offering a beginning paper piecing class taught by 2 PALS Members at Quilted Memories in Montague from 9 am – 3 pm. Bring your lunch. The cost is \$20 – this will cover printing costs & classroom rental. To sign up- Call or email Kathy Preston - 231 730 2236 or ksbpreston@gmail.com. You will need an Add –A-Quarter ruler (12 inches is suggested). A supply list will be given at signup.

Introduction to Paper Piecing Free Pattern from Carol Doak



September 9th – Lisa Ruble of Quilty Zest is our guest for the joint meeting with Lighthouse Quilt Guild. This will be the dual Meeting with Light House Guild Members as our guests. The class is Stripy Improv and Reverse Applique. There are 24 spots. PALS Members are first to sign up. The class is Monday, September 9th, Noon – 3:00 pm at Quilted Memories. The cost is \$35 for members. The supply list will give directions to obtain a pattern of your choice at your own cost.

October 7th – PALS Member Workshop. We will be filling bags with toiletries, snacks and other items. Donations of items to help with this are welcome. It is hoped that members can make one or two bags. Marketing will provide fat quarters if needed for this project. The bags will be given to agencies in November to distribute to those in need. ***(Patterns will be available for the bags at the August and September Meetings)***

November 4th – Jill Twiss-McFadden of Quilted Memories will be presenting.

December 2nd - Christmas Potluck: Toys for Tots, Board Member Elections, Christmas Projects, Show & Tell.

2024 Programs at Lighthouse Guild

2024 Quilt Show- “Celebrating 30 Years” Quilt show will be Friday July 26 from 9 to 7 and from Saturday July 27 from 9 to 5. At the **Second Christian Reformed Church on the corner of Sheldon & Robbins Road.**

August 12- Quilt Show winners; Speaker Cyndi Phillip on More Tales from the Eclectic Quilter

August 22- AQS Show Bus Trip

September 9- Joint meeting with PALS

October 14- Quilt Your Quilt Yourself on your Domestic Sewing Machine

Nov. 12- Workshop One Block Wonder Speaker TBA

Dec. 9 - Holiday Treats and Make a Project

Jan. 13- Featherweights with Nova Montgomery ZOOM

Feb. 10- I Grew Up in a Cotton Field Nova Montgomery ZOOM

PALS program for June of 2025 will be All About Indigo Dyeing with Kathy Jolman. It will also feature quilts and projects by Guild members who experienced the joy of Indigo Dyeing! In anticipation of this Kathy is offering a Natural Indigo Dyeing class on September 14th from 10am to 2pm. It will be in Kathy’s yard and the cost is \$60. Setting up a natural Indigo vat and resisting methods of clamping, bundling, Arashi pole wrapping and more. You may also want to try some Shibori. Check out YouTube for some simple stitching that you can do before class. Material List: 3 yards of PFD (prepared for dyeing) 100% cotton or cotton washed with Dawn dishwashing soap and hot water. Bring dishwashing type gloves and your lunch. Wear clothes and shoes you don’t mind getting blue spots on!

Kay Wilton will be ordering PFD cotton by the bolt for anyone who wants 3 yards. Give her a call at 616-430-0732.

Sign up now! The maximum class is 10 students!

Hospitality

Lisa Schooley



Happy Birthday to you!

Please bring a treat to share with our fellow guild members if you have a birthday during the month of August.

We will provide coffee, creamer, sugar, sweetener, and ice water. Donations are greatly appreciated to help cover the cost of suppliers but not expected.

Donation Quilts

Suzette Mattson and Deb Taylor

Well ladies.... We are getting closer to the delivery date of this year's Donation quilts. 98-to-date. (In past years we have had 200 +.)

The Bylaws, that each of us agreed to when we signed on at PALS, states that each of us would make 2 quilts each year to be donated to a charity organization. Our donation month is October.

That means that September is our last collection month – and that is NEXT month. Here are a couple of photos of quilt kits that Deb Taylor has put together for you to quickly assemble. We are asking if you can put in the sewing effort and some batting, that you would pick one up at the August picnic. All is included except the batting in these cute and easy quilt kits. Thank you.



Membership

LuAnne Sloop

At the July Meeting, we had 2 NEW members, & 4+ guests. Keep bringing those NEW members!

Our current membership total is 111. We had 57 regular members at the meeting. Please make our new members, Cheryl and Sunny, feel welcome! If you are not getting your monthly newsletter, check to see if you have it in your spam folder or blocked the sender by accident. Please keep in mind that our dues are for the calendar year, January – December. Membership for NEW members is \$12.50 until November. Bring your friends to our meetings and show them all the fun stuff that is planned for the rest of the year! Remind your friends of the NEW meeting place.



Quilted Memories Inc

Quality Fabrics • Supplies • Machine Quilting • Classes

9919 US Highway 31 Montague, MI 49437
www.quiltedmemoriesmi.com

(231) 893-0096 | phone
jill@quiltedmemoriesmi.com | email
@QuiltedMemoriesInc | facebook



Come Sew With Us

LONGARM QUILTING 101

THIS CLASS IS FOR ANYONE WHO LOVES QUILTING!

This class will cover all types of quilting machines. You will get a great overview of all things quilting including computerized quilting.



Come and see how easy it can be!

~~-\$99.95-~~

Only \$49.95



made by **BERNINA**

Seating is limited. Call to reserve your spot today!

There will be door prizes and of course chocolate!!

Lansing
517-333-0500
Friday, May 10, 2024
9:00-12:30 or 1:30-5:00



Grand Rapids
616-363-1911
Saturday, May 11, 2024
9:00-12:30 or 1:30-5:00



The Gall Sewing Family

UP COMING EVENTS

- Plainfield Plaza Expo - April 13
- We look forward to seeing you in Paducah, KY! April 24-27, 2024. Special pricing will be available at our stores.
- Longarm Quilting 101 - May 10, Lansing & May 11, Grand Rapids
- GET READY FOR NEW PRODUCT UNVEILING - April, May
- Kids Camp dates are coming soon. Check our website for updates

VACUUM REPAIR/TUNE-UP (any make/model) **\$35 OFF**

- Includes:
 - clean, oil, lube
 - suction test
 - inspect all moving parts
 - inspect electrical system

Plus **FREE** belt & bag



Cannot be combined with any other offers or discounts. Must present coupon at time of drop off. Limit one per customer. Expires 5/21/24

SEWING MACHINE REPAIR **\$35 OFF**

- Includes:
 - cleaning & oiling of any household sewing machine
 - check tension
 - check feed mechanism
 - delint race



Cannot be combined with any other offers or discounts. Must present coupon at time of drop off. Limit one per customer. Expires 5/21/24



Grand Rapids
3150 Plainfield
(Plainfield Plaza)
616-363-1911

Muskegon
1910 Apple Ave
(Quarter Apple Mall)
231-773-8494

Lansing
444 Frandor
(Frandor Mall)
517-333-0500

Charming Lucy

35" x 35"

Designed by Andy Knowlton

www.abrightcorner.com

Materials Needed:

1 Charm Pack OR 36 (5") squares

5/6 yard solid fabric

1-1/8 yard backing fabric

1/3 yard binding

37" x 37" piece of batting

Cutting:

From the solid fabric cut:

5 strips @ 2.5" x WOF -- subcut into 2.5" squares (you need 72)

3 strips @ 2.5" x WOF -- subcut into strips that are 2.5" x 9.5" (you need 12)

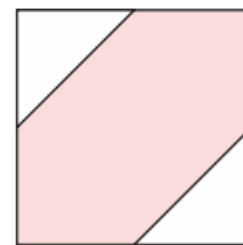
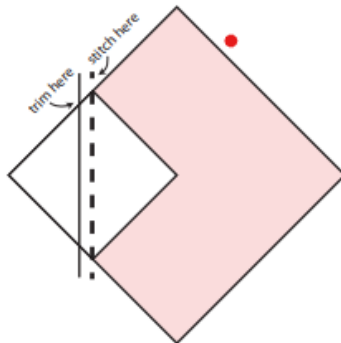
4 strips @ 2.5 x 35.5" (these are the horizontal sashings)

Construction:

From the charm pack choose 6 of the charms that have the least amount of contrast to your solid fabric (or choose your least favorite ones.) Set these aside - we will not be using them.

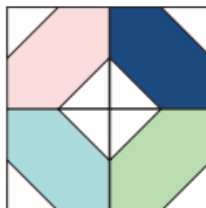
For each charm square you will need two 2.5" squares. Place one 2.5" square in one corner of the charm. Sew a line from corner to corner across the smaller square as shown in the diagram. If you prefer (and to help with accuracy) you may first draw a light pencil line diagonally through the smaller square to use as a stitching line.

Repeat for opposite corner. Trim about 1/4" from stitching line. Press block open. Repeat for remaining charm squares.



finished charm block

Arrange blocks into sets of four and piece together as shown below: (sew the top two together and the bottom two together. Press seams open. Then sew the top half of the block to the bottom half, matching center seams. Press seams open.)



Using the diagram below, assemble blocks into rows using 2.5" x 9.5" strips as sashing. Press seams toward sashing strips.

Sew rows together using 2.5" x 35.5" strips as sashing between rows. Press seams toward sashing strips.



Baste, quilt and bind as desired!